

INSTRUCTION FOR USING TURNITIN SIMILARITY DETECTION TOOL FOR STUDENTS' FINAL THESES

In order to foster academic literacy, integrity, and responsibility within the community, the Lithuanian Sports University applies principles of academic ethics and plagiarism prevention measures in its study and research processes. To prevent plagiarism and help students write high-quality theses, the similarity detection tool Turnitin is used within the University. This tool checks submitted files for similarity against other papers in the Standard Turnitin Repository, other repositories of previously submitted papers, and on the internet, and helps identify if sources are properly cited, giving feedback for the evaluation of the thesis.

This Instruction provides **students** with information on how to check the text of their **final thesis** for similarity using the Turnitin tool during the preparation of the final thesis and upon submission of the thesis for attestation/approbation/defence. The result of this check is a Similarity Report, showing the percentage of text similarity, text similarity against other papers, and possible cases of plagiarism. The Instruction explains how to upload your final thesis to the Online Learning System, view the Similarity Report, and use other features provided by the tool during the preparation of the final thesis and upon submission of the thesis for attestation/approbation/defence.

Uploading the final thesis for similarity check during the preparation period

To check for similarities in your thesis (whole or part thereof) using the Turnitin tool **during the thesis preparation period**, you must upload it to the Online Learning System, in the thesis preparation module:

1. Log in to the Lithuanian Sports University Online Learning System (<https://emokymas.lsu.lt/#>).
2. Once logged in, select the final thesis module named “Supervisor’s **Name Last Name | Final Thesis Preparation**”, in which you need to upload your final thesis for the similarity check. In the final thesis preparation module click on the Assignment created by your supervisor to check for similarity using the Turnitin tool (Figure 1).



Figure 1. Turnitin Assignment in the Online Learning System

- After clicking on the Assignment, in the window-table that opens (Figure 2) you will see the Turnitin Assignment description, which should contain information about the conditions for uploading your final thesis.




Figure 2. Description of final thesis requirements in the Turnitin Assignment (Example)

Important: Please note the **Start Date**, **Due Date**, and **Post Date** for your final thesis. The Start Date indicates the date from which you can upload your final thesis for the text similarity check, and the Due Date specifies the date until which you can check your final thesis using the Turnitin tool. You will only be able to view the comments written by your supervisor in the generated Turnitin Report starting from the **Post Date**.

- Next to your name, select the upload icon (Figure 3) and submit your final thesis (whole or part thereof) for the text similarity check.



Figure 3. Final thesis submission for text similarity check

All final theses uploaded to the Turnitin Assignment are checked automatically. After submitting your final thesis (or part thereof), you will receive a notification that the file has been uploaded successfully to the Turnitin system. Simultaneously, Turnitin begins generating a Similarity Report in the corresponding Assignment (marked as 'pending'), which will contain details about whether you have properly cited and referenced the sources used in your thesis. The Report for an Assignment is generated

immediately for the first three (3) times, and for the fourth and subsequent times the report is generated within 24 hours.

Important: The procedure for uploading a final thesis for similarity check may vary depending on the parameters set by the supervisor. For example, you may be required to submit your thesis in parts. Moreover, the supervisor may provide an individual scale of assessment criteria or stipulate that resubmission of the final thesis for the similarity check is allowed. All conditions related to the final thesis similarity check may be found in the description of the Turnitin Assignment.

5. Review the generated Similarity Report.

Similarity Report

Once Turnitin displays the percentage of similarity for the submitted thesis, you can see the date of submission, receive a Digital Receipt containing information about the submitted paper, and check the generated Similarity Report. To open the Similarity Report, click the generated percentage of similarity or the title of your thesis (Figure 4).



The image shows a table with columns for Submission Title, Turnitin Paper ID, Submitted, Similarity, and Grade. A red box highlights the 57% similarity percentage. Two arrows point to the 'Submission Title' and the '57%' similarity percentage, with labels 'VIEW SIMILARITY REPORT' and 'SIMILARITY PERCENTAGE' respectively.

	Submission Title	Turnitin Paper ID	Submitted	Similarity	Grade		
View Digital Receipt	10261.2	2819871984	19/03/20, 11:08	57%	10/100		

Figure 4. Final thesis submission information in the Turnitin system

Viewing the Turnitin Similarity Report (in the Feedback Studio) allows you to examine the detected text similarities in more detail. To view the full list of similarities, click on the red box with the similarity percentage in the table on the right hand side of your Similarity Report (Figure 5). In the window that opens, you will see a list of original sources and the percentage of overlap with these sources detected in your final thesis. In the Similarity Report of the submitted final thesis, all text matches are marked with colours, forming a general list of matching sources found. Identical sources in the text are marked with the same colour.

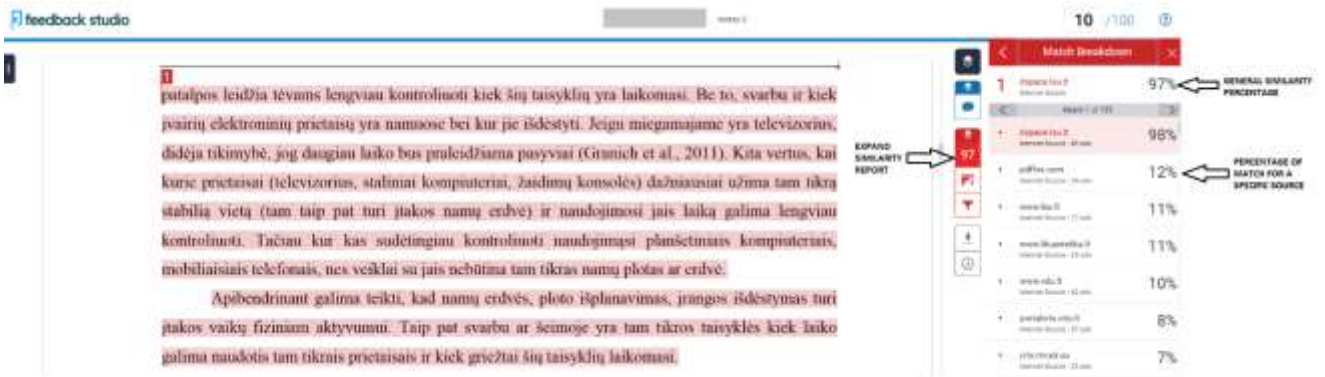


Figure 5. Final thesis similarity report

The use of part or parts of your previously published work without indicating the original source in the text and in the list of references is considered self-plagiarism. However, a match with your own final thesis may also appear if you have uploaded the same document to Turnitin more than once and if it was previously saved in the Standard Turnitin Repository – this is not considered self-plagiarism. The Report may also highlight quotations, bibliographies, and short sentences as matches, which can be filtered out using Filters and Settings (Figure 6), as these are not considered plagiarism. Text similarities identified in the Similarity Report may be justified (e.g., through proper citation or the use of general terms, references, etc.) and are not in themselves considered plagiarism. However, the final thesis must not contain any instances of plagiarism, including self-plagiarism.

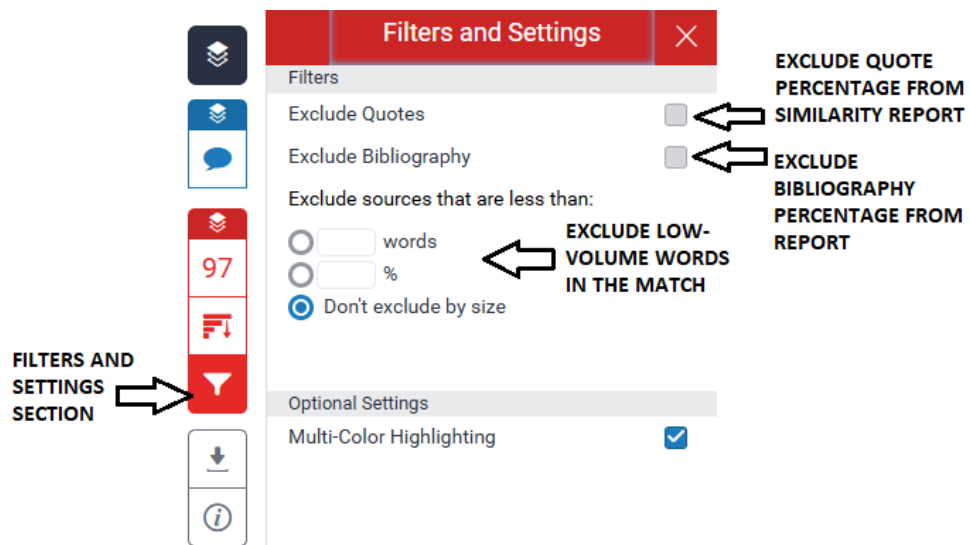


Figure 6. Filters and Settings of the Similarity Report

If the supervisor identifies instances of plagiarism or areas requiring editing, he may leave a general comment or separate remarks in the Report regarding similarities, citations, paraphrasing, the use of artificial intelligence, etc. To view the comments made by the supervisor, click on the Feedback tab (the comment icon) on the right hand side of the Similarity Report (Figure 6). You may also download the Similarity Report for further reviewing.

Uploading the final thesis for similarity check for attestation/approbation/defence

To check the final thesis (whole) for text similarity for **attestation/approbation/defence** using Turnitin, upload it to the Online Learning System:

1. Log in to the Lithuanian Sports University Online Learning System (<https://emokymas.lsu.lt/#>).
2. Once logged in, select the final thesis (study programme) module. You can find this module through “**My courses**” or by selecting “**Other**” in the **Course Categories**.
3. In the window that opens, select the Turnitin Assignment named “Uploading final theses (Approbation/Attestation) 2025–2026” or “Uploading final theses (Defence) 2025–2026”.
4. Next to your name, select the upload icon (Figure 7) and submit your final thesis for the text similarity check. **Important: You may upload your final thesis for attestation/approbation/defence only once.**



Figure 7. Final thesis submission for text similarity check

All final theses uploaded to the Turnitin Assignment are checked automatically. After submitting your final thesis, you will receive a notification that the file has been uploaded successfully to the Turnitin system. Simultaneously, Turnitin begins generating a Similarity Report in the corresponding Assignment (marked as ‘pending’), which will contain details about whether you have properly cited and referenced the sources used in your paper. The Report shall be generated within 2 minutes.

5. Review the generated Similarity Report (*see Similarity Report*).