

INSTRUCTION FOR USING TURNITIN SIMILARITY DETECTION TOOL FOR FINAL THESIS REVIEWERS AND ATTESTATION/APPROBATION/DEFENCE COMMITTEES

In order to foster academic literacy, integrity, and responsibility within the community, the Lithuanian Sports University applies principles of academic ethics and plagiarism prevention measures in its study and research processes. To prevent plagiarism, the University's lecturers and students use the Turnitin similarity detection tool. This tool checks submitted works for similarity against other papers in the Standard Turnitin Repository, other repositories of previously submitted papers, and on the internet, and helps identify if sources are properly cited, giving feedback for the evaluation of works.

This instruction **for final thesis reviewers and attestation/approbation/defence committees** explains how to check for text similarity in **a student's final thesis** using the Turnitin tool. The result of this check is a Similarity Report showing the percentage of text similarity, text similarity against other papers, and possible cases of plagiarism. Moreover, the instruction contains information for final thesis reviewers and attestation/approbation/defence committees on how to view the Similarity Report and use features provided by the tool.

Viewing the Turnitin Similarity Report

To check the submitted final thesis (whole) for text similarity, the reviewer and the attestation/approbation/defence committees must open the Turnitin Assignment in the Online Learning System (in the thesis preparation module). The reviewer and the attestation/approbation/defence committee members cannot modify the parameters of the Turnitin Assignment created in the Online Learning Environment.

To check for similarities in a final thesis using Turnitin, follow these steps:

- 1) Log in to the Lithuanian Sports University Online Learning System (<https://emokymas.lsu.lt/#>).
- 2) Once logged in, select the final thesis (study programme) module. You can find this module through **“My courses”** or by selecting **“Other”** in the Course Categories.
- 3) In the window that opens, select the Turnitin Assignment named **“Uploading final theses (Approbation/Attestation) 2025–2026”** or **“Uploading final theses (Defence) 2025–2026”**.

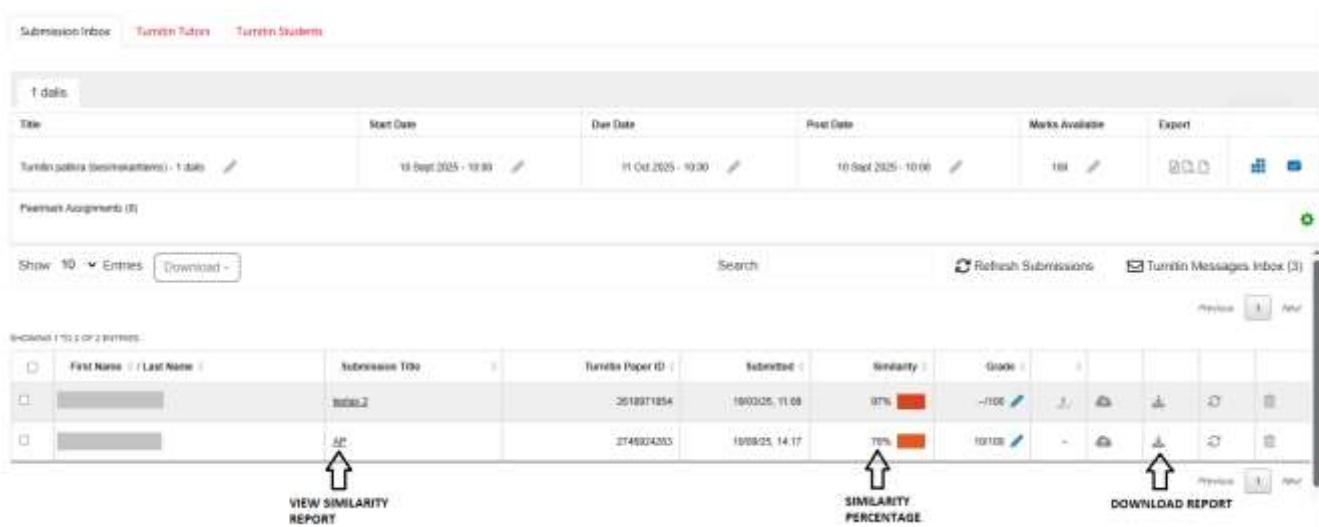


Figure 1. Link to the Turnitin Similarity Report in the Online Learning System

After the student uploads his/her final thesis to this Assignment, Turnitin will automatically generate its Similarity Report (Figure 1). The final thesis must be uploaded in this Assignment by the student only once. After the upload, the text similarity percentage and submission date will appear in the Assignment.

In the Assignment, the reviewer and the attestation/approbation/defence committee members may view the Similarity Report in detail, by clicking the generated percentage of similarity or the title of the final thesis (Figure 1).

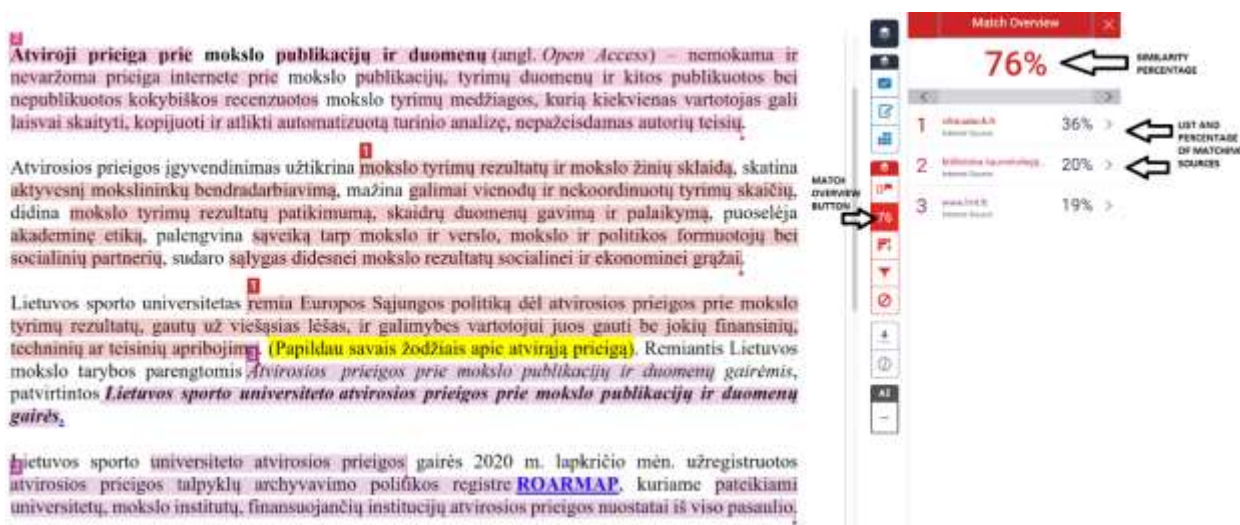


Figure 2. Reviewing matches and sources in the Turnitin Similarity Report

After opening the Turnitin Similarity Report, the similarities found may be reviewed. To view the full list of similarities, click on the red box with the similarity percentage in the table on the right hand side of your Similarity Report (Figure 2). In the final thesis Similarity Report, all text matches are marked with colours, forming a general list of matching sources found. Identical sources in the text are marked with the same colour.

The use of part or parts of own's previously published work without indicating the original source in the text and in the list of references of the newly submitted work is considered self-plagiarism. However, a match with student's work may also appear if they have uploaded the same document to Turnitin more than once and the option to store submitted student papers in the Repository was enabled. In this case, the reviewer or the attestation/approbation/defence committee members may exclude (using the function to *Exclude Sources*, found in the Settings) the student's previous work that indicates similarity (Figure 3).

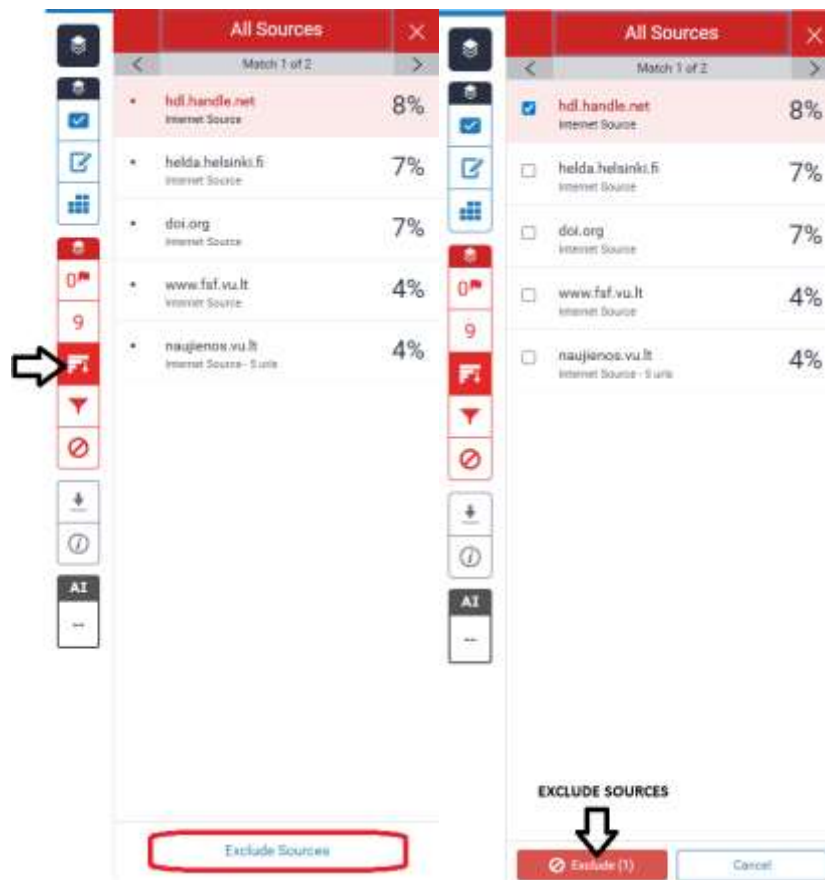


Figure 3. Exclude Sources from the similarity check

The Report may also highlight quotes, bibliographies, and low-volume text as matches that are not considered plagiarism. These matches may be filtered out using Filters and Settings (Figure 4), by checking the box next to “Exclude Quotes” or “Exclude Bibliography”, or by entering a number (in words or as a percentage) to be excluded from the similarity check.

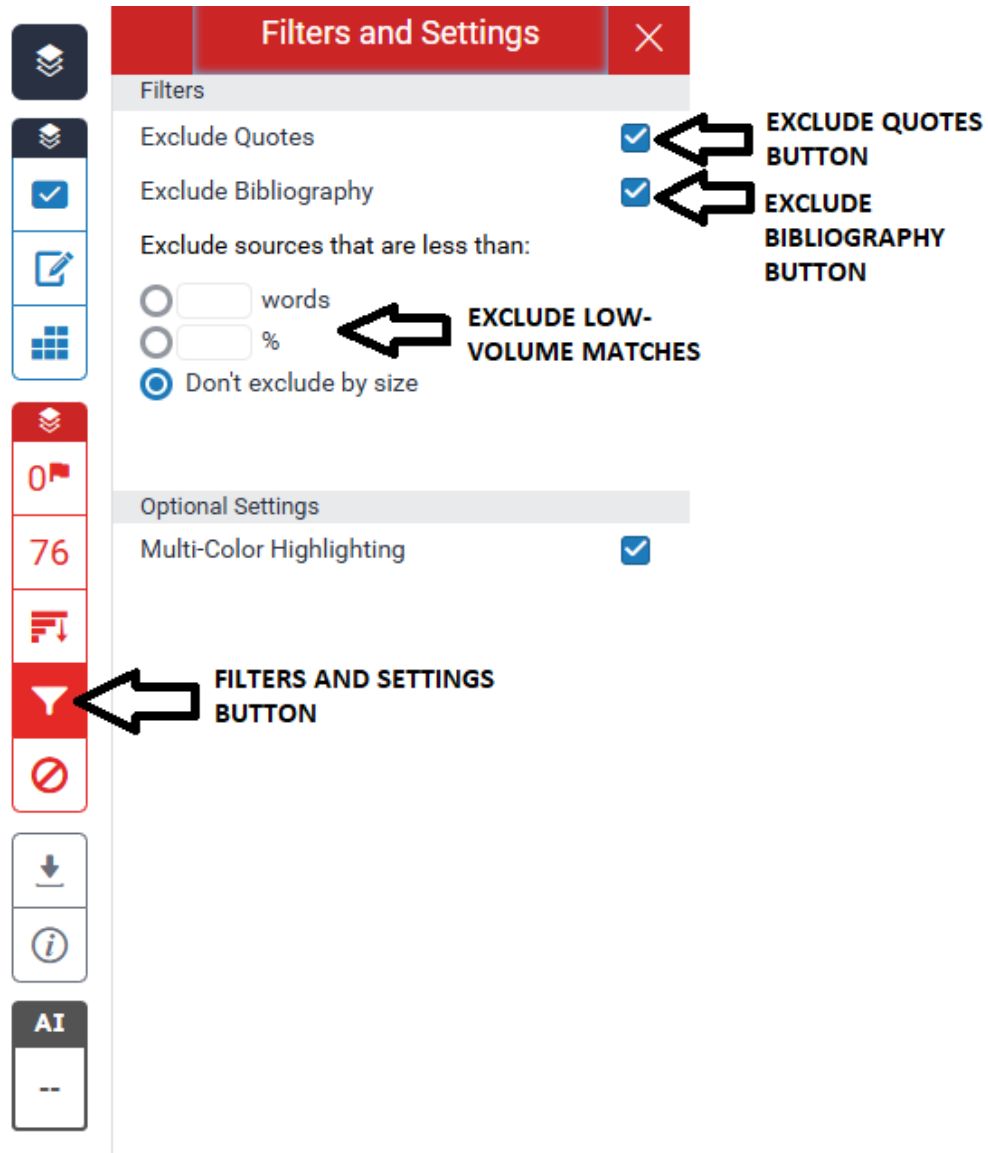


Figure 4. Turnitin Similarity Report *Filters and Settings*

Text similarities identified in the Similarity Report may be justified (e.g., through proper citation or the use of general terms, references, etc.) and are not in themselves considered plagiarism. However, the final thesis must not contain any instances of plagiarism, including self-plagiarism.

In addition to the Similarity Report Options described above, the reviewer and the attestation/approbation/defence committee members can also see the percentage of similarity with artificial intelligence, marked with the letters **AI** in the Similarity Report Options list.

Important: Currently, Turnitin only checks works written in English against AI.

Turnitin also has a hidden symbol detection feature (*Flags for Review*, Figure 5), marked by the flag icon. The number of hidden symbols indicates how many invisible or altered characters, which may reduce the overall similarity percentage and otherwise affect the Similarity Report of the work, the student used in his/her final thesis. Such symbols may include check marks, dots, zeros used instead of the letter 'o', and other non-Lithuanian symbols, as well as symbols written in small font size that may remain unnoticed when reading and reviewing the final thesis.

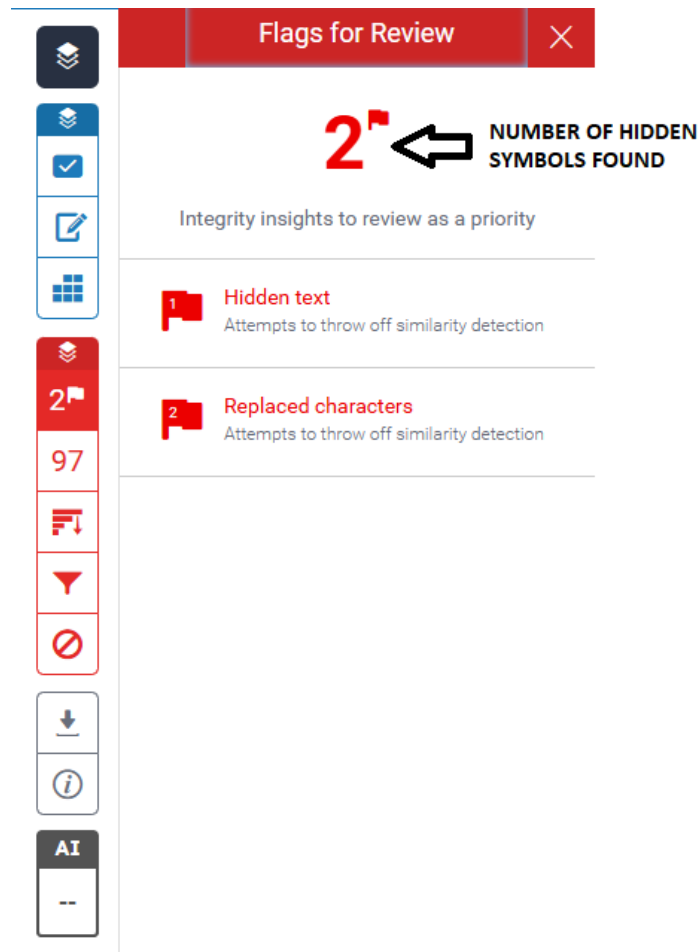


Figure 5. Hidden symbols feature